



Transition Project – Year One

A huge hello to you all,

As we all know this year has been a little bit different to any other year we've ever had at Crossflatts but it is important to look back at the year and think about what we have enjoyed at school. It is also very important to reflect and think about how you could improve your learning in Year 2. There will also be activities that you can complete to get you ready for the year ahead. Try to complete as many activities as you can! We would love you to share any learning with us by email, we can even show your fantastic work to your new teacher too! Our emails are

Leanne.wales@crossflatts.bradford.sch.uk and Rebecca.petrie@crossflatts.bradford.sch.uk We have some activity templates at the end of the project if you wish to print them out (this isn't compulsory at all). Thank you to you all for being amazing this year, you really are all superstars! Thank you to parents and carers for all your support over the last few months, it really is appreciated. We hope you all have a fantastic summer, have lots of fun and we can't wait to see you all in September.

Love Mrs Litvinov & Mrs Petrie x

My favourite things:

Create a memory page that celebrates the fantastic year you have had in year one. Think about your favourite subject, your friends, your favourite story you read or listened to include a memory that made you laugh. You can include other things too, the choice is yours! This is an example of what it might look like but you can design it differently if you wish.

My School Year Memory Page

This is me!

Greatest school trip

Favourite book I have read







My teacher

Funniest memory

Best outdoor classroom activity


Best classroom activity

New friends





Looking back...

Set yourself a new year September resolution by looking back at your year in squirrels or hedgehogs class. Think about something you would like to improve on, this might be to learn your times tables, improve your handwriting, to become more confident with phonics. You can draw a star like the one below and write it inside or you could draw another shape if you like to. If you are feeling creative, draw a picture inside the shape too!



Looking ahead...

Draw a rainbow with large cloud at either end of the rainbow. In the clouds we would like you to write either a question you would like to ask your new teacher, something you might be worried about or something you are looking forward to in Year 2. Finally, decorate your rainbow and make it look colourful! The more colourful the better!



All about me:

You can choose one of these activities or complete just one

Creative activity one:

Create a magic bottle that tells your new teacher about you.

How to make a magic bottle:

First, find an empty bottle (any size)

Next fill with the bottle with water

Add several drops of food colouring

Then add glitter (optional)

Shake the bottle

Cut up a piece of paper to create 5 strips of paper

On each piece of paper write something about you (e.g. favourite animal, when your birthday is, members in your family, favourite sport, favourite colour)

Finally stick the strips of paper around the bottle



Creative activity two:

Using a shoe box create a model that represents something about you. For example, if you love to play football you could create a football pitch using the box, you could even draw you or your team playing. It could be a model that includes drawings of your family inside your house.



Core Skills learning

Reading

Please keep reading as much as possible at home, this can be anything such as story books, magazines fact books. Read to your adults at home or share the reading with a member of your family.

Maths

The White Rose Maths home learning videos are fantastic so keep accessing those.

You can practise your number bonds, times table facts and other Maths skills by using the hit the button app or website. This app/website is brilliant for rapid recall.

If you are feeling like a challenge, complete the one below!

Crossflatts Primary School stationary shop



Pencil - 7p



Sharpener— 9p



Ruler—10p



Pens—7p



Coloured pencils—10p



Sticky notes—11p

Challenge:


1. How much does a pencil and a sharpener cost? (Remember to add the largest number first)
2. How much do sticky notes and coloured pencils cost?
3. Add two items together. How much do they cost?
4. True or False: The price of a ruler and a pencil is 15p.
5. True or False: Sticky notes and a sharpener costs 20p

My School Year Memory Page

This is me!



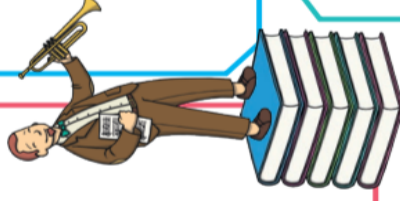
Greatest school trip



Best outdoor classroom activity



Favourite book I have read



My teacher

Funniest memory




Best classroom activity



New friends





This
year
I would
like to get
better at...

