

Week beginning: 8 June 2020

OWLS CLASS

Welcome to you all. It is the final half term of the school year 2019 2020. Our final nursery theme is:

ANIMALS

All creatures Great and Small!

Faith A  Faith S  Finley  Harriet 

Henry M  Jack L  Jack S  Orla 


Phoebe  Parker  Ellis  Emily  Kayan

 Sam  Amelia  Annie  Henry B


 Inayah  Jacob G  Jacob F  Jake

 Sophie  Seth L  Kent  Lily May 

Lana  Layla  Sophia  Seth D 



This week's book is:



Here is a link to the story being read aloud

<https://www.youtube.com/watch?v=rudDGRQ9QGA>

and here's another link for the same story sung as a song with the words on the screen

<https://www.youtube.com/watch?v=Kzl9IyeMWto>

I wonder which you liked best.

Song of the week:

'Baby' animals song



Can you remember the names of the young animals?

<https://www.youtube.com/watch?v=cJg4YFtvOp8>

The Animal Song

This is an action song and also a counting song.

<https://www.youtube.com/watch?v=wCfWmlnJl-A>



Rhyme of the week:

There is a great message for life in this rhyme. Lots of people think they are good listeners – but they may in fact just be good at waiting for a chance to speak. Being a good listener is an essential skill for being a good learner.

A Wise Old Owl



A wise old owl lived in an oak.
The more he saw the less he spoke.

The less he spoke the more he heard.

Why can't we all be like that wise old bird?



Owls in an oak tree. How many can you see?




Oak leaves and acorn. If you plant the acorn, what will it grow into?

Colour of the week: –

How many things can you see or draw that are Green? Find 5 things that are green.
Which is the darkest green?
Which is the lightest green?

Sound of the week: C c K k

See what words, names or things begin with the 'c' 'k' sound.



<https://www.youtube.com/watch?v=HagJ6CSA7BM>

Jolly Phonics c (k) sound song

<https://www.youtube.com/watch?v=bZNxhoxSAFA>

Outdoors:

June is the month to celebrate being outdoors in nature with the '30 Days Wild' programme devised by The Wildlife Trust. This is something my classes have got involved with each year and this year would have been no exception until....

Anyway, visit the website for details:

<https://action.wildlifetrusts.org/page/57739/petition/1?locale=en-GB>

or <https://www.wildlifetrusts.org/wildness>

or <https://www.wildlifetrusts.org/30-days-wild-homeschooling>

there is a You Tube Channel with a new programme each Wednesday. The one with different bird songs may be of interest.

<https://www.youtube.com/user/WildlifeWatchUK/videos>

Bare feet!

I know the weather is not as warm as before but choosing a place to walk bare feet is a wonderful activity. We spend a life-time on this planet but often without touching it's surface. Don't I sound like a hippy? Seriously


Indoors:

make your own binoculars to use to watch wildlife.

[http://7474fab53f1b6ee92458-8f3ac932bad207a00c83e77eaae8d15c.r12.cf1.raccdn.com/Make%20your%20own%20binoculars%20\(2\).jpg](http://7474fab53f1b6ee92458-8f3ac932bad207a00c83e77eaae8d15c.r12.cf1.raccdn.com/Make%20your%20own%20binoculars%20(2).jpg)



see below



though, give it a try!



Notes:

Hello again, everybody.

It's heart-breaking to acknowledge that we have reached the final few weeks of the summer half term.

The final half term would have seen the Owls graduating from nursery and we would have been busy in school preparing everyone for the transition to full-time Reception year. And, of course, we would have seen the children's first Rose Day dance and all the fun and memories this special day brings.

Each week, I will be outlining what we would have been doing at this stage. This means you'll be able to prepare your child from the new school year from home. If you do have any worries please do let me know if I can be of any help. If I don't know the answer, I will try to point you in the right direction.

As you may be aware, the decision has been made to delay the partial opening of our school for Nursery, Reception, Year 1 and year 6 until the week beginning June 15th.

As I have indicated before, this weekly Home Learning letter will continue to be sent out each week. Please do

let me know what the children are getting up to and do email photos to me so we can all keep in touch.

Sending love,

Miss T x

AJTaylor 5.6.2020



Make your own binoculars

wildlife
watch

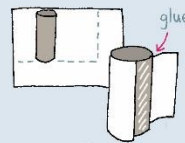


You will need

- Two cardboard tubes (you can use toilet roll tubes)
- String
- Paper
- Scissors
- Glue
- Rubber band
- Hole puncher or pen
- Felt tip pens (optional)



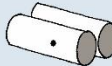
1 Cut your paper to size, then cover your tubes with glue and wrap the paper around them.



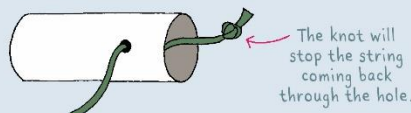
2 Using a pen or hole puncher, insert a hole at the side of each tube, about a third of the way down.



3 Glue the two tubes together so that the holes are facing the outside.




4 Insert string into one of the holes from the outside of the tube. Bring it through the tube and tie a chunky knot. Gently pull the string back from the outside. Repeat on the other side.



5 Place a rubber band around the tubes to help the glue set. Leave to dry over night.



6 Remove the elastic band and then decorate them with pens!



7 Go wildlife detecting!



www.wildlifewatch.org.uk

Illustration: Corinne Welch © Copyright Royal Society of Wildlife Trusts 2016

Now scroll down for photos of the Owls Class! These photos arrived just as the Spring Bank Holiday began. I look forward to seeing some more in the weeks to come.



Layla and her sister Abigail have made their own pizzas for tea! They also had an outing to Myrtle park and played pooh sticks on the bridge in the bottom meadow. That sounds fantastic!

Harriet enjoyed finding out about snails during our Minibeasts topic. She found 5 snails in the garden. As you can see, she's also made her own snail. I love those colour choices, Harriet.





Phoebe has drawn a snail picture. I really like the detail on it. She's also enjoyed maths game. Just like Layla, Phoebe has made her own pizza. What great talents!